

Main Feature

1. Smaller size compared to RW series, but with 5A of contact capacity and TV-5 /120VAC at smaller power consumption.
2. Application for LCD monitor, only SPST available.
3. Dielectric Strength between Coil & Contact 1000VAC.
4. Plastic sealed types are available.

Contact Rating

Load Type	JMT (DM)
Rated Load (Resistive)	5A 120VAC
	5A 30VDC
Contact Capacity	TV-5 120VAC
Max. Allowable Voltage	AC 120V
	DC 30V
Max. Allowable Current	5A
Max. Allowable Power Force	600VA
	150W
Contact Material	Ag Alloy
Contact Form	SPST

Application

LCD Monitor...etc.

Performance (at Initial Value)

- Contact Resistance 100mΩMax. @1A,6VDC
- Operate Time..... 12 mSec. Max.
- Release Time 6 mSec. Max.
- Dielectric Strength :
Between Coil & Contact 1,000VAC at50/60 Hz
for one minute.
Between Contacts 500VAC at 50/60 Hz
for one minute.
- Surge Strength 1,500V (between coil
& contact 1.2x50μSec.)
- Insulation Resistance 100 MegaΩ Min. at
500VDC.
- Max. On/Off Switching :
Electrical..... 20 Cycles per Minute.
Mechanical 300 Cycles per Minute.
- Temperature Range..... -40~55°C
- Humidity Range 45~85% RH.
- Coil Temperature Rise..... 50°C Max.

- Vibration:
Endurance.....10 to 55 Hz dual
amplitude width
1.5mm.
Error Operation10 to 55 Hz dual
amplitude width
1.5mm.
- Shock :
Endurance1,000 m/S².
Error Operation100 m/S².
- Life Expectancy :
Mechanical10⁷ Operations at No
load condition.
Electrical10⁵ Operations at Rated
Resistive Load.
- Weight.....About 5.2 g.

Safety Standard & Its File Number

- NIL.

Coil Specification (at 20 °C)

Coil Sensitivity	Nominal Voltage (VDC)	Nominal Current (mA)	Coil Resistance ($\Omega \pm 10\%$)	Power Consumption (W)	Pull-In Voltage (VDC)	Drop-Out Voltage (VDC)	Maximum Allowable Voltage (VDC)
JMT	3	180	16.7	Abt. 0.54	80% Maximum	5% Minimum	120%
	5	108	46.3				
	6	90	66.7				
	9	60	100				
	12	44.4	270				
	24	22.5	1,067				

Ordering Information

JMT - SS - 1 12 D M

Contact Form:

M: One Form A

Coil Type:

D: Standard DC Coil

Coil Voltage:

03: 3V, **05:** 5V, **06:** 6V, **09:** 9V, **12:** 12V, **24:** 24V

Number of Pole:

1: One Pole

Type of Sealing:

SS : RT II Flux Proofed Relays

SH : RT III Wash Tight Relays

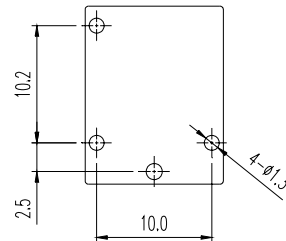
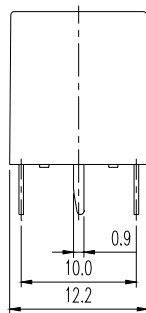
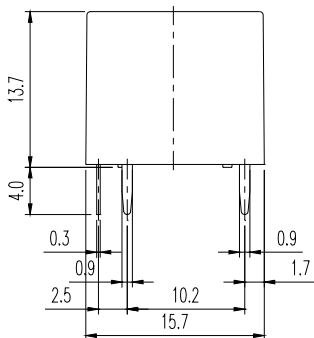
Type:

JMT

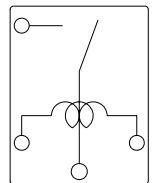
Classification

Model	JMT
Contact Form	1A
Flux Proofed Relay	JMT-SS-1□□DM
Wash Tight Relay	JMT-SH-1□□DM

Dimension ($\leq 5\text{mm} \pm 0.2\text{mm}$, $> 5\text{mm} \pm 0.3\text{mm}$, the tolerance of PCB thru hole: $+0.1\text{mm}$)



P.C.B. Layout



BOTTOM VIEW