

Main Feature

1. RW Series Relay covers switching capacity by 10A in spite of miniature size to comply with user's wide selection.
2. RWH is approved C-UL & TÜV safety standard.
3. The employment of suitable plastic materials is applied under high temperature condition and various chemical solutions.
4. Complete protective construction is designed from dust and soldering flux. If required, plastic sealed type is available for washing procedure.
5. 12A at 120VAC for RW & 12A at 240VAC for RWH are UL approved.
6. Halogen Free series is available.

Contact Rating

Load Type	RW(DM/DB)	RW(D)	RWH(DM/DB)	RWH(D)
Rated Load (Resistive)	12A 120VAC(U.L)	12A 120VAC(U.L)	12A 250 VAC(U.L)	12A 250 VAC(U.L)
	10A 120VAC	10A 120VAC	10A 277VAC(TUV)	10A 277VAC(TUV)
	10A 24VDC	10A 24VDC	15A 120VAC	15A 120VAC
Contact capacity	-	-	15A 24VDC	15A 24VDC
	-	-	TV-5 120VAC (N/O)	TV-5 120VAC(N/O)
	-	-	Tungsten (1800W)	Tungsten (1800W)
Rated Carrying Current	12A	12A	15A	15A
	12A	12A	15A	15A
Max. Allowable Voltage	AC 240V	AC 240V	AC 240V	AC 240V
	DC 110V	DC 110V	DC 110V	DC 110V
Max. Allowable Current	12A	12A	15A	15A
Max. Allowable Power Force	1440VA	1440VA	2750VA	2750VA
	240W	240W	360W	360W
Contact Material	Ag Alloy	Ag Alloy	Ag Alloy	Ag Alloy
Contact Form	SPST	SPDT	SPST	SPDT

Application

Domestic Appliances, Office Machines, Audio Equipment, Coffeepot, Control units, etc.

Performance (at Initial Value)

- Contact Resistance 100mΩ Max.@1A, 6VDC
- Operate Time..... 10mSec. Max.
- Release Time 5 mSec. Max.
- Dielectric Strength :
Between Coil & Contact 1,000VAC at 50/60 Hz for one minute.
Between Contacts 500VAC at 50/60 Hz for one minute.
- Surge Strength 3,000V (between Coil & Contact 1.2x50μSec.)
- Insulation Resistance 100 MegaΩ Min. at 500VDC.
- Max. On/Off Switching :
Electrical..... 6 Cycles per Minute.
Mechanical 300 Cycles per Minute.
- Temperature Range..... -30~85°C

- Humidity Range 45~85% RH.
- Coil Temperature Rise 35°C Max.
- Vibration :
Endurance 10 to 55 Hz dual amplitude width 1.5mm.
Error Operation..... 10 to 55 Hz dual amplitude width 1.5mm.
- Shock :
Endurance 1,000 m/S².
Error Operation..... 100 m/S².
- Life Expectancy :
Mechanical 10⁷ Operations at No Load condition.
Electrical 10⁵ Operations at Rated Resistive Load.
- Weight About 9 g.

Safety Standard & Its File Number

- UL & C-UL E141060
- TÜV R09854380
- CQC.....09002037102

Coil Specification (at 20°C)

Coil Sensitivity	Nominal Voltage (VDC)	Nominal Current (mA)	Coil Resistance ($\Omega \pm 10\%$)	Power Consumption (W)	Pull-In Voltage (VDC)	Drop-Out Voltage (VDC)	Maximum Allowable Voltage (VDC)
RW/RWH	3	120	25	Abt. 0.36	75% Maximum	5% Minimum	130%
	5	71.4	70				
	6	60	100				
	9	40	225				
	12	30	400				
	18	20	900				
	24	15	1,600				
	36	10	3,600				
	48	7.5	6,400				

Ordering Information

RW - SS - 1 12 D M F

Insulation System:

Nil: Standard Class

F: F Class

Contact Form:

Nil: One Form C

M: One Form A

B: One Form B

Coil Type:

D: Standard DC Coil

Coil Voltage:

03: 3V, 05: 5V, 06: 6V, 09: 9V, 12: 12V

18: 18V, 24: 24V, 36: 36V, 48: 48V

Number of Pole:

1: One Pole

Type of Sealing:

SS: RT II Flux Proofed Relays

SH: RT III Wash Tight Relays

Type:

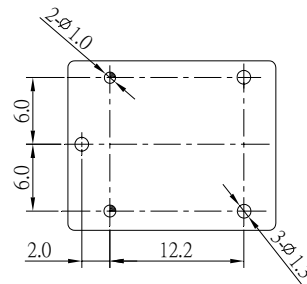
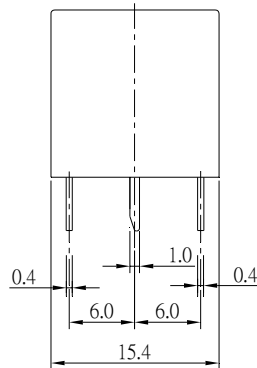
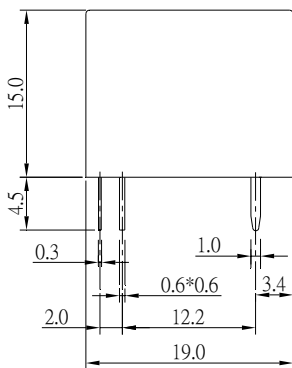
RW

RWH

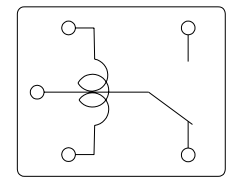
Classification

Model	RW / RWH		
	1C	1A	1B
Contact Form			
Flux Proofed Relay	RW / RWH -SS-1□□D	RW / RWH - SS-1□□DM	RW / RWH -SS-1□□DB
Wash Tight Relay	RW / RWH-SH-1□□D	RW / RWH - SH-1□□DM	RW / RWH -SH-1□□DB

Dimension ($\leq 5\text{mm} \pm 0.2\text{mm}$, $> 5\text{mm} \pm 0.3\text{mm}$, the tolerance of PCB thru hole: $+0.1\text{mm}$)



P.C.B. Layout



Bottom View