


RUUH/RUDH



Main Feature

1. RUDH Series Relay covers switching capacity by 12A under UL approval in spite of miniature size to comply with user's selection.
2. RUDH is approved by UL, CUL & TÜV safety standard.
3. The employment of suitable plastic materials is applied under high temperature and various chemical solutions.
4. Complete protective construction is designed from dust and soldering flux. If required, plastic sealed type is available for washing procedure.
5. Halogen Free series is available.

Contact Rating

Load Type	RUDH (DM/DB)	RUDH (D)	RUUH (DM/DB)	RUUH (D)
Rated Load (Resistive)	12A 120 VAC	12A 120 VAC	15A 120VAC	15A 120VAC
	12A 24 VDC	12A 24 VDC	15A 24VDC	15A 24VDC
	10A 250 VAC	10A 250 VAC	-	-
Rated Carrying Current	12A	12A	12A	12A
Max. Allowable Voltage	AC 250V	AC 250V	AC 250V	AC 250V
	DC 110V	DC 110V	DC 110V	DC 110V
Max. Allowable Current	12A	12A	15A	15A
Max. Allowable Power Force	2500VA	2500VA	1800VA	1800VA
	288W	288W	360W	360W
Contact Material	Ag Alloy	Ag Alloy	Ag Alloy	Ag Alloy
Contact Form	SPST	SPDT	SPST	SPDT

Application

Domestic Appliances, Office Machines, Audio Equipment, Coffeepot, Control Units, etc.

Performance (at Initial Value)

- Contact Resistance 100mΩMax.@1A,6VDC
- Operate Time..... 15mSec. Max.
- Release Time 5 mSec. Max.
- Dielectric Strength:
 - Between Coil & Contact 1,500VAC at 50/60 Hz for one minute.
 - Between Contacts 750VAC at 50/60 Hz for one minute.
 - 2,000VAC (Special spec)
- Surge Strength 3,000V (between Coil & Contact 1.2x50μSec.)
- Insulation Resistance 100 MegaΩ Min. at 500VDC.
- Max. On/Off Switching :
 - Electrical..... 6 Cycles per Minute.
 - Mechanical 300 Cycles per Minute.
- Temperature Range..... -30~70°C
- Humidity Range..... 45~85% RH.

- Coil Temperature Rise35°C Max.
- Vibration:
 - Endurance..... 10 to 55 Hz dual amplitude width 1.5mm.
 - Error Operation 10 to 55 Hz dual amplitude width 1.5mm.
- Shock :
 - Endurance 1,000 m/S².
 - Error Operation 100 m/S².
- Life Expectancy :
 - Mechanical 10⁷ Operations at No Load condition.
 - Electrical 10⁵ Operations at Rated Resistive Load.
- Weight.....About 12.2 g.

Safety Standard & Its File Number

- RUDH:
 - UL & C-UL.....E141060
 - TÜV.....R09352326
- RUUH:
 - CQC.....07001018732

Coil Specification (at 20°C)

Coil Sensitivity	Nominal Voltage (VDC)	Nominal Current (mA)	Coil Resistance ($\Omega \pm 10\%$)	Power Consumption (W)	Pull-In Voltage (VDC)	Drop-Out Voltage (VDC)	Maximum Allowable Voltage (VDC)
RUUH RUDH	3	150	20	Abt. 0.45	75% Maximum	5% Minimum	130%
	6	75	80				
	9	50	180				
	12	37.5	320				
	24	18.7	1,280	Abt. 0.51	80% Max.		
48	13.7	4,500					

Ordering Information

RUDH - SS - 1 12 D M F

Insulation System:

Nil: Standard Class

F: F Class (for RUDH only)

Contact Form:

Nil: One Form C

M: One Form A

B: One Form B

Coil Type:

D: Standard DC Coil

Coil Voltage:

03: 3V, 06: 6V, 09: 9V, 12: 12V, 24: 24V, 48: 48V

Number of Pole:

1: One Pole

Type of Sealing:

SS: RT II Flux Proofed Relays

SH: RT III Wash Tight Relays

Type:

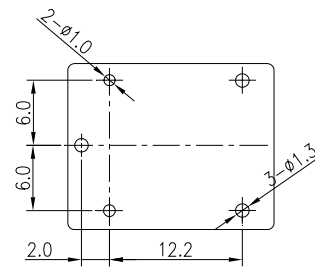
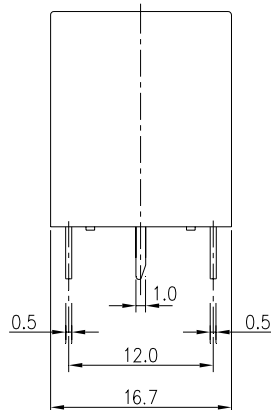
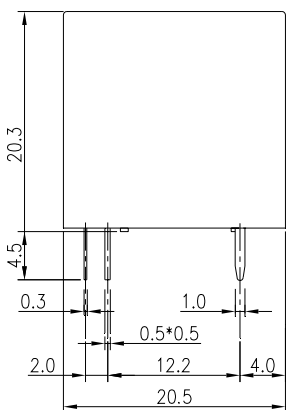
RUDH

RUUH

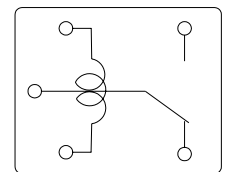
Classification

Model	RUDH / RUUH		
Contact Form	1C	1A	1B
Flux Proofed Relay	RUDH / RUUH -SS-1□□D	RUDH / RUUH - SS-1□□DM	RUDH / RUUH -SS-1□□DB
Wash Tight Relay	RUDH / RUUH-SH-1□□D	RUDH / RUUH - SH-1□□DM	RUDH / RUUH -SH-1□□DB

Dimension ($\leq 5\text{mm} \pm 0.2\text{mm}$, $> 5\text{mm} \pm 0.3\text{mm}$, the tolerance of PCB thru hole: $+0.1\text{mm}$)



P.C.B. Layout



Bottom View